

DRAFT

Grade 3 Mathematics Item Specifications

The draft Florida Standards Assessments (FSA) *Test Item Specifications (Specifications)* are based upon the Florida Standards and the Florida Course Descriptions as provided in [CPALMs](#). The *Specifications* are a resource that defines the content and format of the test and test items for item writers and reviewers. Each grade-level and course *Specifications* document indicates the alignment of items with the Florida Standards. It also serves to provide all stakeholders with information about the scope and function of the FSA.

Item Specifications Definitions

Also assesses refers to standard(s) closely related to the primary standard statement.

Clarification statements explain what students are expected to do when responding to the question.

Assessment limits define the range of content knowledge and degree of difficulty that should be assessed in the assessment items for the standard.

Item types describe the characteristics of the question.

Context defines types of stimulus materials that can be used in the assessment items.

- **Context - Allowable** refers to items that may but are not required to have context.
- **Context - No context** refers to items that should not have context.
- **Context - Required** refers to items that must have context.

Technology-Enhanced Item Descriptions:

The Florida Standards Assessments (FSA) are composed of test items that include traditional multiple-choice items, items that require the student to type or write a response, and technology-enhanced items (TEI). Technology-enhanced items are computer-delivered items that require the student to interact with test content to select, construct, and/or support their answers.

Currently, there are nine types of TEIs that may appear on computer-based assessments for FSA Mathematics. For students with an IEP or 504 plan that specifies a paper-based accommodation, TEIs will be modified or replaced with test items that can be scanned and scored electronically.

Any of the item types may be combined into a single item with multiple parts called a multi-interaction item. The student will interact with different item types within a single item. Each part could be a different item type. For paper-based assessments, this item type may be replaced with a modified version of the item that can be scanned and scored electronically, or replaced with another item type that assesses the same standard and can be scanned and scored electronically.

For samples of each of the item types described below, see the [FSA Practice Tests](#).

Technology-Enhanced Item Types – Mathematics

1. **Editing Task Choice** – The student clicks a highlighted word, phrase, or blank, which reveals a drop-down menu containing options for correcting an error as well as the highlighted word or phrase as it is shown in the sentence to indicate that no correction is needed. The student then selects the correct word or phrase from the drop-down menu. For paper-based assessments, the item is modified so that it can be scanned and scored electronically. The student fills in a circle to indicate the correct word or phrase.
2. **Editing Task** – The student clicks on a highlighted word or phrase that may be incorrect, which reveals a text box. The directions in the text box direct the student to replace the highlighted word or phrase with the correct word or phrase. For paper-based assessments, this item type may be replaced with another item type that assesses the same standard and can be scanned and scored electronically.
3. **Hot Text** –
 - a. **Selectable Hot Text** – Excerpted sentences from the text are presented in this item type. When the student hovers over certain words, phrases, or sentences, the options highlight. This indicates that the text is selectable (“hot”). The student can then click

on an option to select it. For paper-based assessments, a “selectable” hot text item is modified so that it can be scanned and scored electronically. In this version, the student fills in a circle to indicate a selection.

- b. **Drag-and-Drop Hot Text** – Certain numbers, words, phrases, or sentences may be designated “draggable” in this item type. When the student hovers over these areas, the text highlights. The student can then click on the option, hold down the mouse button, and drag it to a graphic or other format. For paper-based assessments, drag-and-drop hot text items will be replaced with another item type that assesses the same standard and can be scanned and scored electronically.
4. **Open Response** – The student uses the keyboard to enter a response into a text field. These items can usually be answered in a sentence or two. For paper-based assessments, this item type may be replaced with another item type that assesses the same standard and can be scanned and scored electronically.
5. **Multiselect** – The student is directed to select all of the correct answers from among a number of options. These items are different from Multiple Choice items, which allow the student to select only one correct answer. These items appear in the online and paper-based assessments.
6. **Graphic Response Item Display (GRID)** – The student selects numbers, words, phrases, or images and uses the drag-and-drop feature to place them into a graphic. This item type may also require the student to use the point, line, or arrow tools to create a response on a graph. For paper-based assessments, this item type may be replaced with another item type that assesses the same standard and can be scanned and scored electronically.
7. **Equation Editor** – The student is presented with a toolbar that includes a variety of mathematical symbols that can be used to create a response. Responses may be in the form of a number, variable, expression, or equation, as appropriate to the test item. For paper-based assessments, this item type may be replaced with a modified version of the item that can be scanned and scored electronically or replaced with another item type that assesses the same standard and can be scanned and scored electronically.
8. **Matching Item** – The student checks a box to indicate if information from a column header matches information from a row. For paper-based assessments, this item type may be replaced with another item type that assesses the same standard and can be scanned and scored electronically.
9. **Table Item** – The student types numeric values into a given table. The student may complete the entire table or portions of the table depending on what is being asked. For paper-based assessments, this item type may be replaced with another item type that assesses the same standard and can be scanned and scored electronically.

Mathematical Practices:

The Mathematical Practices are a part of each course description for Grades 3-8, Algebra 1, and Geometry. These practices are an important part of the curriculum. The Mathematical Practices will be assessed throughout.

Make sense of problems and persevere in solving them.

MAFS.K12.MP.1.1:

Mathematically proficient students start by explaining to themselves the meaning of a problem and looking for entry points to its solution. They analyze givens, constraints, relationships, and goals. They make conjectures about the form and meaning of the solution and plan a solution pathway rather than simply jumping into a solution attempt. They consider analogous problems, and try special cases and simpler forms of the original problem in order to gain insight into its solution. They monitor and evaluate their progress and change course if necessary. Older students might, depending on the context of the problem, transform algebraic expressions or change the viewing window on their graphing calculator to get the information they need. Mathematically proficient students can explain correspondences between equations, verbal descriptions, tables, and graphs or draw diagrams of important features and relationships, graph data, and search for regularity or trends. Younger students might rely on using concrete objects or pictures to help conceptualize and solve a problem. Mathematically proficient students check their answers to problems using a different method, and they continually ask themselves, “Does this make sense?” They can understand the approaches of others to solving complex problems and identify correspondences between different approaches.

Reason abstractly and quantitatively.

MAFS.K12.MP.2.1:

Mathematically proficient students make sense of quantities and their relationships in problem situations. They bring two complementary abilities to bear on problems involving quantitative relationships: the ability to decontextualize—to abstract a given situation and represent it symbolically and manipulate the representing symbols as if they have a life of their own, without necessarily attending to their referents—and the ability to contextualize, to pause as needed during the manipulation process in order to probe into the referents for the symbols involved. Quantitative reasoning entails habits of creating a coherent representation of the problem at hand; considering the units involved; attending to the meaning of quantities, not just how to compute them; and knowing and flexibly using different properties of operations and objects.

Construct viable arguments and critique the reasoning of others.

MAFS.K12.MP.3.1:

Mathematically proficient students understand and use stated assumptions, definitions, and previously established results in constructing arguments. They make conjectures and build a logical progression of statements to explore the truth of their conjectures. They are able to analyze situations by breaking them into cases, and can recognize and use counterexamples. They justify their conclusions, communicate them to others, and respond to the arguments of others. They reason inductively about data, making plausible arguments that take into account the context from which the data arose. Mathematically proficient students are also able to compare the effectiveness of two plausible arguments, distinguish correct logic or reasoning from that which is flawed, and—if there is a flaw in an argument—explain what it is. Elementary students can construct arguments using concrete referents such as objects, drawings, diagrams, and actions. Such arguments can make sense and be correct, even though they are not generalized or made formal until later grades. Later, students learn to determine domains to which an argument applies. Students at all grades can listen or read the arguments of others, decide whether they make sense, and ask useful questions to clarify or improve the arguments.

Model with mathematics.

MAFS.K12.MP.4.1:

Mathematically proficient students can apply the mathematics they know to solve problems arising in everyday life, society, and the workplace. In early grades, this might be as simple as writing an addition equation to describe a situation. In middle grades, a student might apply proportional reasoning to plan a school event or analyze a problem in the community. By high school, a student might use geometry to solve a design problem or use a function to describe how one quantity of interest depends on another. Mathematically proficient students who can apply what they know are comfortable making assumptions and approximations to simplify a complicated situation, realizing that these may need revision later. They are able to identify important quantities in a practical situation and map their relationships using such tools as diagrams, two-way tables, graphs, flowcharts and formulas. They can analyze those relationships mathematically to draw conclusions. They routinely interpret their mathematical results in the context of the situation and reflect on whether the results make sense, possibly improving the model if it has not served its purpose.

Use appropriate tools strategically.

MAFS.K12.MP.5.1:

Mathematically proficient students consider the available tools when solving a mathematical problem. These tools might include pencil and paper, concrete models, a ruler, a protractor, a calculator, a spreadsheet, a computer algebra system, a statistical package, or dynamic geometry software. Proficient students are sufficiently familiar with tools appropriate for their grade or course to make sound decisions about when each of these tools might be helpful, recognizing both the insight to be gained and their limitations. For example, mathematically proficient high school students analyze graphs of functions and solutions generated using a graphing calculator. They detect possible errors by strategically using estimation and other mathematical knowledge. When making mathematical models, they know that technology can enable them to visualize the results of varying assumptions, explore consequences, and compare predictions with data. Mathematically proficient students at various grade levels are able to identify relevant external mathematical resources, such as digital content located on a website, and use them to pose or solve problems. They are able to use technological tools to explore and deepen their understanding of concepts.

MAFS.K12.MP.6.1:

Attend to precision.

Mathematically proficient students try to communicate precisely to others. They try to use clear definitions in discussion with others and in their own reasoning. They state the meaning of the symbols they choose, including using the equal sign consistently and appropriately. They are careful about specifying units of measure, and labeling axes to clarify the correspondence with quantities in a problem. They calculate accurately and efficiently, express numerical answers with a degree of precision appropriate for the problem context. In the elementary grades, students give carefully formulated explanations to each other. By the time they reach high school they have learned to examine claims and make explicit use of definitions.

Look for and make use of structure.

MAFS.K12.MP.7.1:

Mathematically proficient students look closely to discern a pattern or structure. Young students, for example, might notice that three and seven more is the same amount as seven and three more, or they may sort a collection of shapes according to how many sides the shapes have. Later, students will see 7×8 equals the well remembered $7 \times 5 + 7 \times 3$, in preparation for learning about the distributive property. In the expression $x^2 + 9x + 14$, older students can see the 14 as 2×7 and the 9 as $2 + 7$. They recognize the significance of an existing line in a geometric figure and can use the strategy of drawing an auxiliary line for solving problems. They also can step back for an overview and shift perspective. They can see complicated things, such as some algebraic expressions, as single objects or as being composed of several objects. For example, they can see $5 - 3(x - y)^2$ as 5 minus a positive number times a square and use that to realize that its value cannot be more than 5 for any real numbers x and y .

Look for and express regularity in repeated reasoning.

MAFS.K12.MP.8.1:

Mathematically proficient students notice if calculations are repeated, and look both for general methods and for shortcuts. Upper elementary students might notice when dividing 25 by 11 that they are repeating the same calculations over and over again, and conclude they have a repeating decimal. By paying attention to the calculation of slope as they repeatedly check whether points are on the line through (1, 2) with slope 3, middle school students might abstract the equation $(y - 2)/(x - 1) = 3$. Noticing the regularity in the way terms cancel when expanding $(x - 1)(x + 1)$, $(x - 1)(x^2 + x + 1)$, and $(x - 1)(x^3 + x^2 + x + 1)$ might lead them to the general formula for the sum of a geometric series. As they work to solve a problem, mathematically proficient students maintain oversight of the process, while attending to the details. They continually evaluate the reasonableness of their intermediate results.

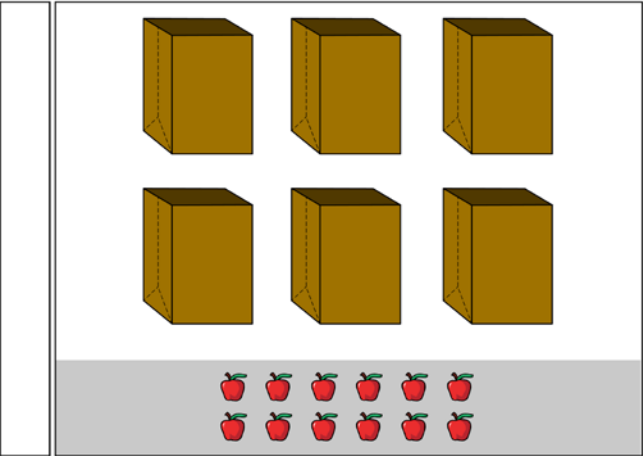
Reference Sheets:

- Reference sheets will be available as online references (in a pop-up window). A paper version will be available for paper-based tests.
- Reference sheets with conversions will be provided for FSA Mathematics assessments in Grades 4–8 and EOC Mathematics assessments.
- There is no reference sheet for Grade 3.
- For Grades 4, 6, 7, and Geometry, some formulas will be provided on the reference sheet.
- For Grade 5 and Algebra 1, some formulas may be included with the test item if needed to meet the intent of the standard being assessed.
- For Grade 8, no formulas will be provided; however, conversions will be available on a reference sheet.

| Grade | Conversions | Some Formulas |
|--------------|--------------------|----------------------|
| 3 | No | No |
| 4 | On Reference Sheet | On Reference Sheet |
| 5 | On Reference Sheet | With Item |
| 6 | On Reference Sheet | On Reference Sheet |
| 7 | On Reference Sheet | On Reference Sheet |
| 8 | On Reference Sheet | No |
| Algebra 1 | On Reference Sheet | With Item |
| Geometry | On Reference Sheet | On Reference Sheet |

Grade 3 Mathematics Item Specifications
 Florida Standards Assessments

| | | |
|--|---|-----------------|
| Content Standard | <p>MAFS.3.OA <i>Operations and Algebraic Thinking</i></p> <p>MAFS.3.OA.1 <i>Represent and solve problems involving multiplication and division.</i></p> <p>MAFS.3.OA.1.1 Interpret products of whole numbers, e.g., interpret 5×7 as the total number of objects in 5 groups of 7 objects each. <i>For example, describe a context in which a total number of objects can be expressed as 5×7.</i></p> | |
| Assessment Limits | <p>Whole number factors may not exceed 10×10. Students may not be required to write an equation to represent a product of whole numbers.</p> | |
| Calculator | No | |
| Context | Allowable | |
| Sample Item | | Item Type |
| Tom told Mary he planted 4×5 flowers. How might Mary describe the arrangement of flowers in Tom’s rectangular-shaped garden? | | Open Response |
| <p>Tom told Mary he planted 48 flowers in the rectangular-shaped garden. Which sentence could Mary use to describe how the flowers were planted?</p> <p>A. Tom planted 24 rows of 24 flowers. B. Tom planted 4 rows of 24 flowers. C. Tom planted 40 rows of 8 flowers. D. Tom planted 8 rows of 6 flowers.</p> | | Multiple Choice |
| See Appendix A for the Practice Test item aligned to this standard. | | |

| | | |
|---|--|--|
| Content Standard | <p>MAFS.3.OA Operations and Algebraic Thinking</p> <p>MAFS.3.OA.1 Represent and solve problems involving multiplication and division.</p> <p>MAFS.3.OA.1.2 Interpret whole-number quotients of whole numbers, e.g., interpret $56 \div 8$ as the number of objects in each share when 56 objects are partitioned equally into 8 shares, or as a number of shares when 56 objects are partitioned into equal shares of 8 objects each. <i>For example, describe a context in which a number of shares or a number of groups can be expressed as $56 \div 8$.</i></p> | |
| Assessment Limits | <p>Whole number quotients and divisors may not exceed 10. Items may not require students to write an equation to represent a quotient of whole numbers.</p> | |
| Calculator | No | |
| Context | Allowable | |
| Sample Item | Item Type | |
| <p>Heidi has 12 apples and 6 bags. She places an equal number of apples in each bag. Drag apples to show how many apples are in each bag.</p>  | GRID | |
| <p>See Appendix A for the Practice Test item aligned to this standard.</p> | | |

Grade 3 Mathematics Item Specifications
 Florida Standards Assessments

| | | |
|--|--|-----------------|
| Content Standard | <p>MAFS.3.OA <i>Operations and Algebraic Thinking</i></p> <p>MAFS.3.OA.1 <i>Represent and solve problems involving multiplication and division.</i></p> <p>MAFS.3.OA.1.3 Use multiplication and division within 100 to solve word problems in situations involving equal groups, arrays, and measurement quantities, e.g., by using drawings and equations with a symbol for the unknown number to represent the problem.</p> | |
| Assessment Limits | <p>All values in items may not exceed whole number multiplication facts of 10 x 10 or the related division facts. Items may not contain more than one unknown per equation. Items may not contain the words “times as much/many.”</p> | |
| Calculator | No | |
| Context | Required | |
| Sample Item | | Item Type |
| Craig has 72 grapes. He separates the grapes into 9 equal groups. How many grapes are in each group? | | Equation Editor |
| See Appendix A for the Practice Test item aligned to this standard. | | |

Grade 3 Mathematics Item Specifications
Florida Standards Assessments

| | | |
|--|--|-----------------|
| Content Standard | <p>MAFS.3.OA <i>Operations and Algebraic Thinking</i></p> <p>MAFS.3.OA.1 <i>Represent and solve problems involving multiplication and division.</i></p> <p>MAFS.3.OA.1.4 Determine the unknown whole number in a multiplication or division equation relating three whole numbers. <i>For example, determine the unknown number that makes the equation true in each of the equations $8 \times ? = 48$, $5 = _ \div 3$, $6 \times 6 = ?$</i></p> | |
| Assessment Limits | <p>All values in items may not exceed whole number multiplication facts of 10 x 10 or the related division facts. Items must provide the equation. Students may not be required to create the equation.</p> | |
| Calculator | No | |
| Context | No context | |
| Sample Item | | Item Type |
| <p>A division problem is shown.</p> <p>$9 = \square \div 3$</p> <p>What is the value of the unknown number?</p> | | Equation Editor |
| <p>What is the value of the unknown number in the equation $72 \div \square = 9$?</p> | | Equation Editor |
| <p>See Appendix A for the Practice Test item aligned to this standard.</p> | | |

| | | |
|---|---|--|
| Content Standard | <p>MAFS.3.OA <i>Operations and Algebraic Thinking</i></p> <p>MAFS.3.OA.2 <i>Understand properties of multiplication and the relationship between multiplication and division.</i></p> <p>MAFS.3.OA.2.5 Apply properties of operations as strategies to multiply and divide. Examples: If $6 \times 4 = 24$ is known, then $4 \times 6 = 24$ is also known. (Commutative property of multiplication.) $3 \times 5 \times 2$ can be found by $3 \times 5 = 15$, then $15 \times 2 = 30$, or by $5 \times 2 = 10$, then $3 \times 10 = 30$. (Associative property of multiplication.) Knowing that $8 \times 5 = 40$ and $8 \times 2 = 16$, one can find 8×7 as $8 \times (5 + 2) = (8 \times 5) + (8 \times 2) = 40 + 16 = 56$. (Distributive property.)</p> | |
| Assessment Limit | <p>All values in items may not exceed whole number multiplication facts of 10×10 or the related division facts. Items may contain no more than two properties in an equation (e.g., $a \times (b + c) = (a \times b) + (c \times a)$).</p> | |
| Calculator | No | |
| Context | No context | |
| Sample Item | Item Type | |
| <p>An equation is shown.</p> <p>$4 \times 9 = 9 \times \square$</p> <p>What is the missing value?</p> <p>A. 4 B. 5 C. 9 D. 13</p> | Multiple Choice | |
| <p>Drag numbers to the boxes to create a different expression that is equal to $(3 + 4) + 5$.</p> <div style="border: 1px solid black; padding: 5px;"> <p>0 Delete</p> <p>1</p> <p>2</p> <p>3</p> <p>4</p> <p>5</p> <p>6</p> <p>7</p> <p>8</p> <p>9</p> </div> <div style="border: 1px solid black; padding: 10px; margin-top: 10px; width: fit-content; margin-left: auto; margin-right: auto;"> <p>$(3 + 4) + 5 = (\square + \square) + \square$</p> </div> | GRID | |

Grade 3 Mathematics Item Specifications
Florida Standards Assessments

| Sample Item | Item Type |
|--|-------------|
| <p>Select all the expressions that could be used to find 6×10.</p> <ul style="list-style-type: none"><input type="checkbox"/> 10×6<input type="checkbox"/> $6 \times (2 \times 5)$<input type="checkbox"/> $6 + (2 \times 5)$<input type="checkbox"/> $(6 \times 2) \times 5$<input type="checkbox"/> $(6 \times 8) \times (6 \times 2)$ | Multiselect |
| See Appendix A for the Practice Test item aligned to this standard. | |

Grade 3 Mathematics Item Specifications
 Florida Standards Assessments

| | | |
|--|---|-----------------|
| Content Standard | <p>MAFS.3.OA <i>Operations and Algebraic Thinking</i></p> <p>MAFS.3.OA.2 <i>Understand properties of multiplication and the relationship between multiplication and division.</i></p> <p>MAFS.3.OA.2.6 <i>Understand division as an unknown-factor problem. For example, find $32 \div 8$ by finding the number that makes 32 when multiplied by 8.</i></p> | |
| Assessment Limit | All values in items may not exceed whole number multiplication facts of 10 x 10 or the related division facts. | |
| Calculator | No | |
| Context | No context | |
| Sample Item | | Item Type |
| Create a multiplication equation that could be used to solve $21 \div 3 = \square$. | | Equation Editor |
| See Appendix A for the Practice Test item aligned to this standard. | | |

Grade 3 Mathematics Item Specifications
 Florida Standards Assessments

| | | |
|---|--|-----------------|
| Content Standard | <p>MAFS.3.OA <i>Operations and Algebraic Thinking</i></p> <p>MAFS.3.OA.3 <i>Multiply and divide within 100.</i></p> <p>MAFS.3.OA.3.7 Fluently multiply and divide within 100, using strategies such as the relationship between multiplication and division (e.g., knowing that $8 \times 5 = 40$, one knows $40 \div 5 = 8$) or properties of operations. By the end of Grade 3, know from memory all products of two one-digit numbers.</p> | |
| Assessment Limit | All values in items may not exceed whole number multiplication facts of 10×10 or the related division facts. | |
| Calculator | No | |
| Context | No context | |
| Sample Item | | Item Type |
| Multiply: 8×2 | | Equation Editor |
| See Appendix A for the Practice Test item aligned to this standard. | | |

Grade 3 Mathematics Item Specifications
 Florida Standards Assessments

| | | |
|--|--|-----------------|
| Content Standard | <p>MAFS.3.OA <i>Operations and Algebraic Thinking</i></p> <p>MAFS.3.OA.4 <i>Solve problems involving the four operations, and identify and explain patterns in arithmetic.</i></p> <p>MAFS.3.OA.4.8 Solve two-step word problems using the four operations. Represent these problems using equations with a letter standing for the unknown quantity. Assess the reasonableness of answers using mental computation and estimation strategies including rounding.</p> | |
| Assessment Limits | <p>Adding and subtracting is limited to whole numbers within 1,000. All values in multiplication or division situations may not exceed whole number multiplication facts of 10 x 10 or the related division facts. Students may not be required to perform rounding in isolation. Equations may be provided in items.</p> | |
| Calculator | No | |
| Context | Required | |
| Sample Item | | Item Type |
| A bookstore has 4 boxes of books. Each box contains 20 books. On Monday, the bookstore sold 16 books. How many books remain to be sold? | | Equation Editor |
| On Monday, a bookstore sold 75 books. On Tuesday, the bookstore sold 125 books. The bookstore must sell 500 books by Friday. Create an equation that can be used to find how many more books, b , the bookstore must sell by Friday. | | Equation Editor |
| See Appendix A for the Practice Test item aligned to this standard. | | |

Grade 3 Mathematics Item Specifications
 Florida Standards Assessments

| | | |
|---|---|-----------|
| Content Standard | <p>MAFS.3.OA <i>Operations and Algebraic Thinking</i></p> <p>MAFS.3.OA.4 <i>Solve problems involving the four operations, and identify and explain patterns in arithmetic.</i></p> <p>MAFS.3.OA.4.9 <i>Identify arithmetic patterns (including patterns in the addition table or multiplication table), and explain them using properties of operations. For example, observe that 4 times a number is always even, and explain why 4 times a number can be decomposed into two equal addends.</i></p> | |
| Assessment Limits | <p>Adding and subtracting is limited to whole numbers within 1,000. All values in items may not exceed whole number multiplication facts of 10 x 10 or the related division facts.</p> | |
| Calculator | No | |
| Context | No context | |
| Sample Item | | Item Type |
| See Appendix A for the Practice Test item aligned to this standard. | | |

Grade 3 Mathematics Item Specifications
Florida Standards Assessments

| Content Standard | <p>MAFS.3.NBT <i>Number and Operations in Base Ten</i></p> <p>MAFS.3.NBT.1 <i>Use place value understanding and properties of operations to perform multi-digit arithmetic.</i></p> <p>MAFS.3.NBT.1.1 Use place value understanding to round whole numbers to the nearest 10 or 100.</p> | | | | | | | | | |
|---|---|------------------------|--|-----|--|-----|--|-----|--|--|
| Assessment Limit | Items may contain whole numbers up to 1,000. | | | | | | | | | |
| Calculator | No | | | | | | | | | |
| Context | No context | | | | | | | | | |
| Sample Item | | Item Type | | | | | | | | |
| What value is 846 rounded to the nearest 100? | | Equation Editor | | | | | | | | |
| A. Round 846 to the nearest hundred. B. Round 846 to the nearest ten. | | Equation Editor | | | | | | | | |
| Select all the numbers that will equal 800 when rounded to the nearest hundred. <input type="checkbox"/> 739 <input type="checkbox"/> 751 <input type="checkbox"/> 792 <input type="checkbox"/> 805 <input type="checkbox"/> 850 | | Multiselect | | | | | | | | |
| An incomplete table is shown. Complete the table by filling in the missing original numbers with possible values. | | Table Item | | | | | | | | |
| <table border="1"> <thead> <tr> <th>Original Number</th> <th>Rounded to Nearest Ten</th> </tr> </thead> <tbody> <tr> <td></td> <td>100</td> </tr> <tr> <td></td> <td>150</td> </tr> <tr> <td></td> <td>190</td> </tr> </tbody> </table> | Original Number | Rounded to Nearest Ten | | 100 | | 150 | | 190 | | |
| Original Number | Rounded to Nearest Ten | | | | | | | | | |
| | 100 | | | | | | | | | |
| | 150 | | | | | | | | | |
| | 190 | | | | | | | | | |
| Plot points on the number line to represent all whole number values that round to 500 when rounded to the nearest hundred and to 450 when rounded to the nearest ten. | | GRID | | | | | | | | |
| | | | | | | | | | | |
| See Appendix A for the Practice Test item aligned to this standard. | | | | | | | | | | |











Grade 3 Mathematics Item Specifications
 Florida Standards Assessments

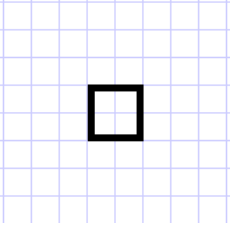
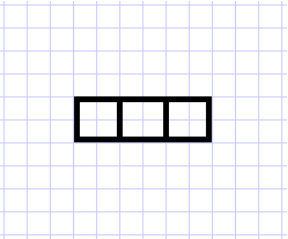
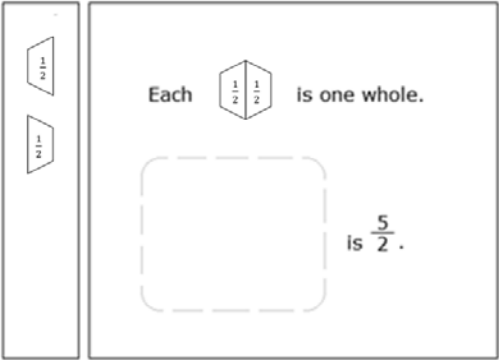
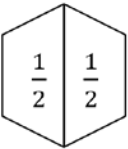
| | | |
|---|---|-----------------|
| Content Standard | <p>MAFS.3.NBT <i>Number & Operations in Base Ten</i></p> <p>MAFS.3.NBT.1 <i>Use place value understanding and properties of operations to perform multi-digit arithmetic.</i></p> <p>MAFS.3.NBT.1.2 Fluently add and subtract within 1,000 using strategies and algorithms based on place value, properties of operations, and/or the relationship between addition and subtraction.</p> | |
| Assessment Limits | <p>Addends and sums are less than or equal to 1,000. Minuends, subtrahends, and differences are less than or equal to 1,000. Items may not require students to name specific properties.</p> | |
| Calculator | No | |
| Context | No context | |
| Sample Item | | Item Type |
| What is the sum of 153, 121, and 178? | | Equation Editor |
| See Appendix A for the Practice Test item aligned to this standard. | | |


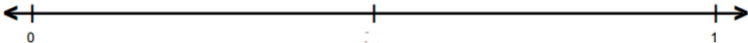

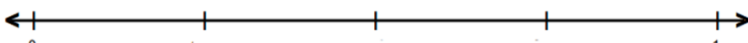
Grade 3 Mathematics Item Specifications
Florida Standards Assessments

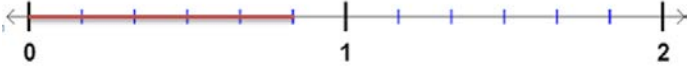

| | | |
|--|--|-----------------|
| Content Standard | <p>MAFS.3.NBT <i>Number & Operations in Base Ten</i></p> <p>MAFS.3.NBT.1 <i>Use place value understanding and properties of operations to perform multi-digit arithmetic.</i></p> <p>MAFS.3.NBT.1.3 Multiply one-digit whole numbers by multiples of 10 in the range 10–90 (e.g., 9×80, 5×60) using strategies based on place value and properties of operations.</p> | |
| Assessment Limit | Items may not require students to name specific properties. | |
| Calculator | No | |
| Context | Allowable | |
| Sample Item | | Item Type |
| What is the product of 7 and 50? | | Equation Editor |
| <p>Select all expressions that have a product of 320.</p> <p><input type="checkbox"/> 3×90</p> <p><input type="checkbox"/> 4×80</p> <p><input type="checkbox"/> 5×60</p> <p><input type="checkbox"/> 8×40</p> <p><input type="checkbox"/> 9×30</p> | | Multiselect |
| <p>Mr. Engle has 10 tables in his classroom. There are 3 students at each table. Each student has 6 glue sticks.</p> <p>A. How many glue sticks are at each table?</p> <p>B. How many glue sticks do all of Mr. Engle’s students have combined?</p> | | Equation Editor |
| See Appendix A for the Practice Test item aligned to this standard. | | |

| | |
|-------------------|--|
| Content Standard | <p>MAFS.3.NF <i>Number and Operations — Fractions</i></p> <p>MAFS.3.NF.1 <i>Develop understanding of fractions as numbers.</i></p> <p>MAFS.3.NF.1.1 Understand a fraction $\frac{1}{b}$ as the quantity formed by 1 part when a whole is partitioned into b equal parts; understand a fraction $\frac{a}{b}$ as the quantity formed by a parts of size $\frac{1}{b}$.</p> <p>Also Assesses:</p> <p>MAFS.3.G <i>Geometry</i></p> <p>MAFS.3.G.1 <i>Reason with shapes and their attributes.</i></p> <p>MAFS.3.G.1.2 Partition shapes into parts with equal areas. Express the area of each part as a unit fraction of the whole. <i>For example, partition a shape into 4 parts with equal area, and describe the area of each part as $\frac{1}{4}$ of the area of the shape.</i></p> |
| Assessment Limits | <p>Denominators are limited to 2, 3, 4, 6, and 8.</p> <p>Items are limited to combining or putting together unit fractions rather than formal addition or subtraction of fractions.</p> <p>Maintain concept of a whole as one entity that can be equally partitioned in various ways when working with unit fractions.</p> <p>Fractions a/b can be fractions greater than 1.</p> <p>Items may not use the term “simplify” or “lowest terms” in directives.</p> <p>Items may not use number lines.</p> <p>Shapes may include: quadrilateral, equilateral triangle, isosceles triangle, regular hexagon, regular octagon, and circle.</p> |
| Calculator | No |
| Context | Allowable for 3.NF.1.1; no context for 3.G.1.2 |

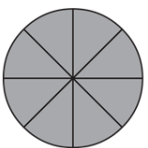
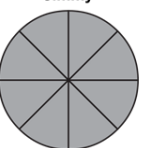
| Sample Item | Item Type |
|---|-----------------|
| <p>Each model shown has been shaded to represent a fraction. Which model shows $\frac{1}{4}$ shaded?</p> <p>A. </p> <p>B. </p> <p>C. </p> <p>D. </p> | Multiple Choice |
| <p>Each model shown has been shaded to represent a fraction. Which model shows $\frac{3}{4}$ shaded?</p> <p>A. </p> <p>B. </p> <p>C. </p> <p>D. </p> | Multiple Choice |
| <p>A figure is shown. Part of the figure is shaded.</p>  <p>Which fraction of the total area of the figure does the shaded part represent?</p> | Equation Editor |
| <p>A figure is shown. Part of the figure is shaded.</p>  <p>Which fraction of the total area of the figure does the shaded part represent?</p> | Equation Editor |

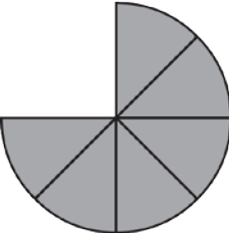
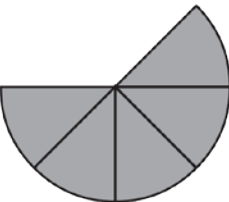
| Sample Item | Item Type |
|---|-----------------|
| <p>A half of a shape is shown.</p>  <p>Click squares to complete the whole shape.</p> | GRID |
| <p>A sixth of a shape is shown.</p>  <p>Click squares to complete the whole shape.</p> | GRID |
| <p>Each shape shown represents $\frac{1}{2}$ of a whole. Drag the shapes into the box to show $\frac{5}{2}$.</p>  | GRID |
| <p>Each shape shown represents $\frac{1}{2}$ of a whole.</p>  <p>How many shapes should be put together to make $\frac{5}{2}$?</p> | Equation Editor |
| <p>See Appendix A for the Practice Test item aligned to a standard in this group.</p> | |

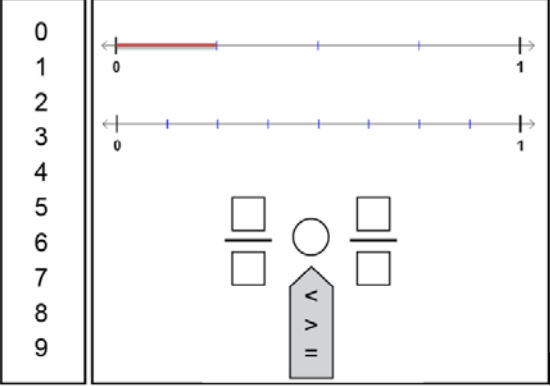
| | | |
|--|--|-----------------|
| Content Standard | <p>MAFS.3.NF <i>Number and Operations – Fractions</i></p> <p>MAFS.3.NF.1 <i>Develop understanding of fractions as numbers.</i></p> <p>MAFS.3.NF.1.2 Understand a fraction as a number on the number line; represent fractions on a number line diagram.</p> <p>MAFS.3.NF.1.2a Represent a fraction $\frac{1}{b}$ on a number line diagram by defining the interval from 0 to 1 as the whole and partitioning it into b equal parts. Recognize that each part has size $\frac{1}{b}$ and that the endpoint of the part based at 0 locates the number $\frac{1}{b}$ on the number line.</p> <p>MAFS.3.NF.1.2b Represent a fraction $\frac{a}{b}$ on a number line diagram by marking off a lengths $\frac{1}{b}$ from 0. Recognize that the resulting interval has size $\frac{a}{b}$ and that its endpoint locates the number $\frac{a}{b}$ on the number line.</p> | |
| Assessment Limits | Denominators are limited to 2, 3, 4, 6, and 8. Number lines in MAFS.3.NF.1.2b items may extend beyond 1. Only whole number marks may be labeled on number lines. | |
| Calculator | No | |
| Context | No context | |
| Sample Item | | Item Type |
| <p>Which number line is divided into thirds?</p> <p>A. </p> <p>B. </p> <p>C. </p> <p>D. </p> | | Multiple Choice |

| Sample Item | Item Type |
|--|-----------------|
| <p data-bbox="217 233 1068 296">What fraction is represented by the total length marked on the number line shown?</p>  <p>The number line shows a segment from 0 to 1 shaded red. There are 10 equal intervals between 0 and 2, with tick marks every 0.2 units. The segment from 0 to 1 is shaded red, representing the fraction $\frac{1}{2}$.</p> | Equation Editor |
| <p data-bbox="217 453 1154 485">What fraction is represented by the length marked on the number line shown?</p>  <p>The number line shows a segment from 0 to 1 shaded red. There are 10 equal intervals between 0 and 2, with tick marks every 0.2 units. The segment from 0 to 1 is shaded red, representing the fraction $\frac{1}{2}$.</p> | Equation Editor |
| <p data-bbox="217 663 1130 695">See Appendix A for the Practice Test item aligned to a standard in this group.</p> | |

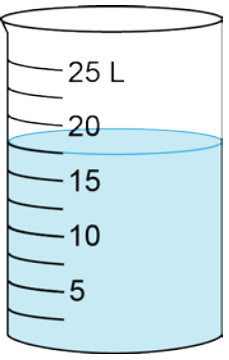
| | |
|-------------------|--|
| Content Standard | <p>MAFS.3.NF <i>Number and Operations — Fractions</i></p> <p>MAFS.3.NF.1 <i>Develop understanding of fractions as numbers.</i></p> <p>MAFS.3.NF.1.3 Explain equivalence of fractions in special cases, and compare fractions by reasoning about their size.</p> <p>MAFS.3.NF.1.3a Understand two fractions as equivalent (equal) if they are the same size, or the same point on a number line.</p> <p>MAFS.3.NF.1.3b Recognize and generate simple equivalent fractions, e.g., $\frac{1}{2} = \frac{2}{4}$, $\frac{4}{6} = \frac{2}{3}$. Explain why the fractions are equivalent, e.g., by using a visual fraction model.</p> <p>MAFS.3.NF.1.3c Express whole numbers as fractions, and recognize fractions that are equivalent to whole numbers. <i>Examples: Express 3 in the form $3 = \frac{3}{1}$; recognize that $\frac{6}{1} = 6$; locate $\frac{4}{4}$ and 1 at the same point of a number line diagram.</i></p> <p>MAFS.3.NF.1.3d Compare two fractions with the same numerator or the same denominator by reasoning about their size. Recognize that comparisons are valid only when the two fractions refer to the same whole. Record the results of comparisons with the symbols $>$, $=$, or $<$, and justify the conclusions, e.g., by using a visual fraction model.</p> |
| Assessment Limits | <p>Denominators are limited to 2, 3, 4, 6, and 8.</p> <p>Fractions must reference the same whole entity that can be equally partitioned, unless item is assessing MAFS.3.NF.1.3d.</p> <p>Items may not use the term “simplify” or “lowest terms” in directives.</p> <p>Visual models may include number lines and area models.</p> <p>Only whole number marks may be labeled on number lines.</p> |
| Calculator | No |
| Context | Allowable |


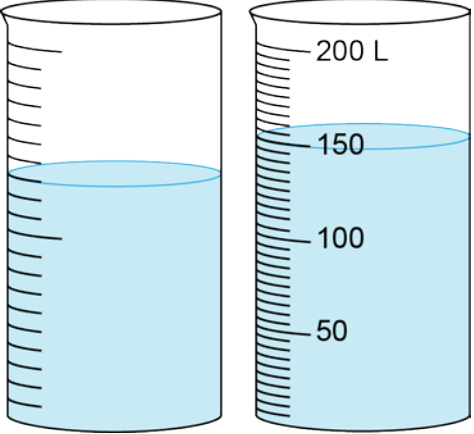
| Sample Item | Item Type |
|--|-----------|
| <p>Jenni and Jimmy's equal-sized pizzas are each cut into 8 pieces. Jenni eats 2 slices of her pizza, and Jimmy eats 3 slices of his pizza.</p> <p>Click on Jenni's pizza to show how much she ate. Click on Jimmy's pizza to show how much he ate.</p> <p>Drag <, >, or = to the box to make a true statement.</p> <div style="border: 1px solid #ccc; padding: 10px; margin-top: 10px;"> <div style="display: flex; align-items: center; gap: 10px;"> <div style="display: flex; flex-direction: column; gap: 10px;"> < > = </div> <div style="border: 1px solid #ccc; padding: 5px; flex-grow: 1;"> <div style="display: flex; justify-content: space-around; align-items: center;"> <div style="text-align: center;"> <p>Jenni</p>  </div> <div style="text-align: center;"> <p>Jimmy</p>  </div> </div> </div> </div> </div> | GRID |

| | | | | | | | | | | | | | |
|--|---|------------------|------------------|---|--|---|---|--|---|--|---|--|------|
| <p>Jenni's and Jimmy's equal-sized pizzas are each cut into 8 slices. Jenni eats 2 slices of her pizza, and Jimmy eats 3 slices of his pizza.</p> <div style="display: flex; justify-content: space-around; align-items: center; margin-top: 10px;"> <div style="text-align: center;"> <p>Jenni</p>  </div> <div style="text-align: center;"> <p>Jimmy</p>  </div> </div> <p>Complete the comparison of Jenni's pizza to Jimmy's pizza.</p> <div style="display: flex; align-items: center; margin-top: 10px;"> <div style="border: 1px solid #ccc; padding: 5px; width: 50px; text-align: center;"> 0 1 2 3 4 5 6 7 8 9 </div> <div style="margin-left: 20px;"> <table style="border-collapse: collapse;"> <tr> <td style="text-align: center; padding-right: 10px;">Jenni's Pizza</td> <td style="text-align: center; padding-right: 10px;">○</td> <td style="text-align: center;">Jimmy's Pizza</td> </tr> <tr> <td style="text-align: center;">□</td> <td></td> <td style="text-align: center;">□</td> </tr> <tr> <td style="text-align: center;">□</td> <td></td> <td style="text-align: center;">□</td> </tr> <tr> <td></td> <td style="text-align: center;"> <div style="border: 1px solid #ccc; padding: 5px; display: inline-block;"> < > = </div> </td> <td></td> </tr> </table> </div> </div> | Jenni's Pizza | ○ | Jimmy's Pizza | □ | | □ | □ | | □ | | <div style="border: 1px solid #ccc; padding: 5px; display: inline-block;"> < > = </div> | | GRID |
| Jenni's Pizza | ○ | Jimmy's Pizza | | | | | | | | | | | |
| □ | | □ | | | | | | | | | | | |
| □ | | □ | | | | | | | | | | | |
| | <div style="border: 1px solid #ccc; padding: 5px; display: inline-block;"> < > = </div> | | | | | | | | | | | | |

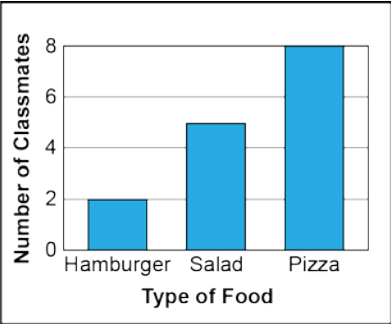

| Sample Item | Item Type |
|--|-------------|
| <p>Mary has two models, each divided into equal-sized sections. The first model has been shaded to represent a fraction.</p> <p>Click to shade sections on the second model to show a fraction equivalent to the one in the first model.</p> <p>Create a true comparison of the 2 fractions.</p>  | <p>GRID</p> |
| <p>See Appendix A for the Practice Test item aligned to a standard in this group.</p> | |

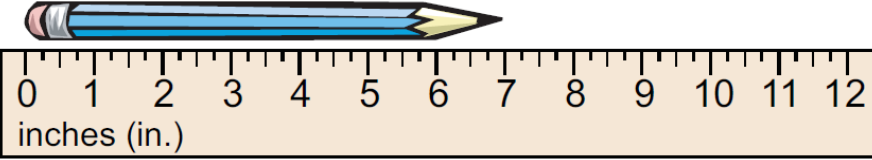
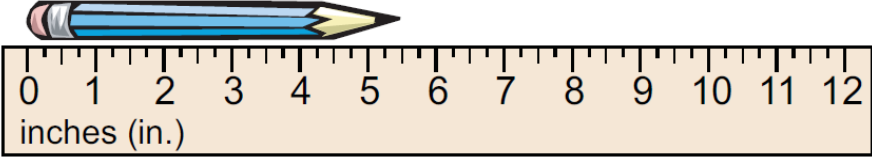
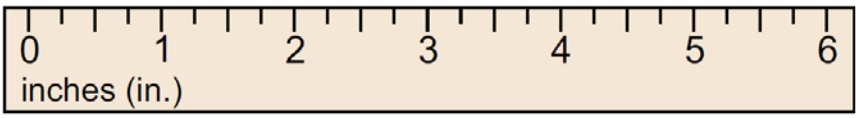
| Content Standard | <p>MAFS.3.MD <i>Measurement and Data</i></p> <p>MAFS.3.MD.1 <i>Solve problems involving measurement and estimation of intervals of time, liquid volumes, and masses of objects.</i></p> <p>MAFS.3.MD.1.1 Tell and write time to the nearest minute and measure time intervals in minutes. Solve word problems involving addition and subtraction of time intervals in minutes, e.g., by representing the problem on a number line diagram.</p> | | | | | | | | | | | | | | | | | |
|---|---|-----------------------------------|------------|----------|------------------|------------|------|---|------------------|-----------|---|---|-------------------|------------|---|---|--|------------|
| Assessment Limits | <p>Clocks may be analog or digital.</p> <p>Digital clocks may not be used for items that require telling or writing time in isolation.</p> | | | | | | | | | | | | | | | | | |
| Calculator | No | | | | | | | | | | | | | | | | | |
| Context | Allowable | | | | | | | | | | | | | | | | | |
| Sample Item | | Item Type | | | | | | | | | | | | | | | | |
| <p>Alex arrives at the grocery store at 5:15 p.m. He leaves the grocery store 75 minutes later. Place an arrow on the number line to show the time he left the grocery store.</p> | | GRID | | | | | | | | | | | | | | | | |
| <p>Alex arrives at the grocery store at 5:17 p.m. He leaves at 5:59 p.m. How many minutes was he in the grocery store?</p> | | Equation Editor | | | | | | | | | | | | | | | | |
| <p>Alex has chores every day. The length of time, in minutes, of each chore is shown. He starts at 9:00 a.m. Complete the table to show what time he will start and finish each chore.</p> <table border="1" data-bbox="219 1318 922 1587"> <thead> <tr> <th>Chore</th> <th>Time Needed to Complete the Chore</th> <th>Start Time</th> <th>End Time</th> </tr> </thead> <tbody> <tr> <td>Watering flowers</td> <td>12 minutes</td> <td>9:00</td> <td>:</td> </tr> <tr> <td>Sweeping kitchen</td> <td>7 minutes</td> <td>:</td> <td>:</td> </tr> <tr> <td>Dusting all rooms</td> <td>14 minutes</td> <td>:</td> <td>:</td> </tr> </tbody> </table> | Chore | Time Needed to Complete the Chore | Start Time | End Time | Watering flowers | 12 minutes | 9:00 | : | Sweeping kitchen | 7 minutes | : | : | Dusting all rooms | 14 minutes | : | : | | Table Item |
| Chore | Time Needed to Complete the Chore | Start Time | End Time | | | | | | | | | | | | | | | |
| Watering flowers | 12 minutes | 9:00 | : | | | | | | | | | | | | | | | |
| Sweeping kitchen | 7 minutes | : | : | | | | | | | | | | | | | | | |
| Dusting all rooms | 14 minutes | : | : | | | | | | | | | | | | | | | |
| See Appendix A for the Practice Test item aligned to this standard. | | | | | | | | | | | | | | | | | | |

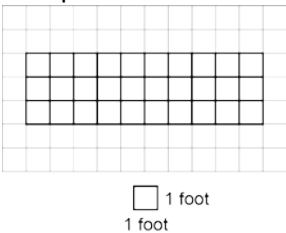
| | | |
|--|---|--|
| Content Standard | <p>MAFS.3.MD <i>Measurement and Data</i></p> <p>MAFS.3.MD.1 <i>Solve problems involving measurement and estimation of intervals of time, liquid volumes, and masses of objects.</i></p> <p>MAFS.3.MD.1.2 Measure and estimate liquid volumes and masses of objects using standard units of grams (g), kilograms (kg), and liters (l). Add, subtract, multiply, or divide to solve one-step word problems involving masses or volumes that are given in the same units.</p> | |
| Assessment Limits | <p>Items may not contain compound units such as cubic centimeters (cm³) or finding the geometric volume of a container.</p> <p>Items may not require multiplicative comparison (e.g., “<i>times as much/many</i>”).</p> <p>Unit conversions are not allowed.</p> | |
| Calculator | No | |
| Context | Allowable | |
| Sample Item | Item Type | |
| <p>How many liters (L) of water are in the following container?</p>  | Equation Editor | |



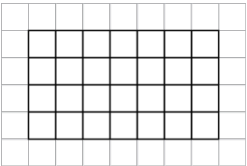

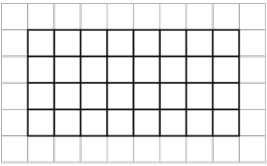

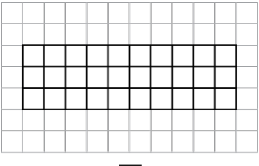



| Sample Item | Item Type |
|--|-----------------|
| <p data-bbox="219 231 1144 304">Gina and Maurice have same-sized containers filled with different amounts of water, as shown.</p> <div data-bbox="219 325 706 661"><p data-bbox="292 325 365 367">Gina</p><p data-bbox="527 325 641 367">Maurice</p></div> <p data-bbox="219 693 1193 766">Gina's container has 4 liters (L) of water. About how much water, in liters (L), does Maurice's container have?</p> | Equation Editor |
| <p data-bbox="219 808 771 840">Gina and Maurice have the containers shown.</p> <div data-bbox="219 871 690 1344"><p data-bbox="292 871 365 903">Gina</p><p data-bbox="527 871 641 903">Maurice</p></div> <p data-bbox="219 1375 1209 1480">Gina does not know how much water is in her container. Maurice's container is the same size as Gina's container. About how much less water, in liters (L), does Gina have than Maurice?</p> | Equation Editor |
| <p data-bbox="219 1543 1006 1575">See Appendix A for the Practice Test item aligned to this standard.</p> | |

| Content Standard | <p>MAFS.3.MD Measurement and Data</p> <p>MAFS.3.MD.2 Represent and interpret data.</p> <p>MAFS.3.MD.2.3 Draw a scaled picture graph and a scaled bar graph to represent a data set with several categories. Solve one- and two-step “how many more” and “how many less” problems using information presented in scaled bar graphs. <i>For example, draw a bar graph in which each square in the bar graph might represent 5 pets.</i></p> | | | | | | | | | |
|---|--|---------------|--|-----------|---|-------|---|-------|---|------|
| Assessment Limits | <p>The number of data categories are six or fewer. Items must provide appropriate scale and/or key unless item is assessing that feature. Only whole number marks may be labeled on number lines.</p> | | | | | | | | | |
| Calculator | No | | | | | | | | | |
| Context | Required | | | | | | | | | |
| Sample Item | | Item Type | | | | | | | | |
| <p>John surveys his classmates about their favorite foods, as shown in the table.</p> <table border="1" data-bbox="219 890 506 1056"> <thead> <tr> <th colspan="2">Favorite Food</th> </tr> </thead> <tbody> <tr> <td>Hamburger</td> <td>2</td> </tr> <tr> <td>Salad</td> <td>5</td> </tr> <tr> <td>Pizza</td> <td>8</td> </tr> </tbody> </table> <p>Click on the graph to complete the bar graph.</p> <div data-bbox="219 1163 685 1486"> </div> | | Favorite Food | | Hamburger | 2 | Salad | 5 | Pizza | 8 | GRID |
| Favorite Food | | | | | | | | | | |
| Hamburger | 2 | | | | | | | | | |
| Salad | 5 | | | | | | | | | |
| Pizza | 8 | | | | | | | | | |

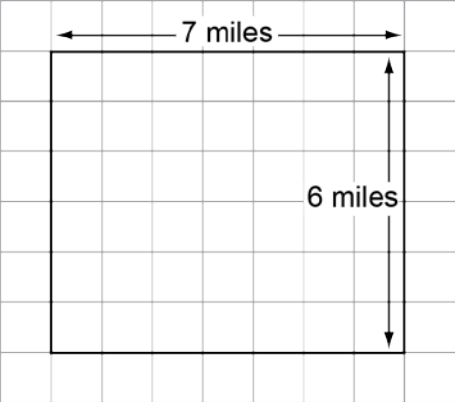
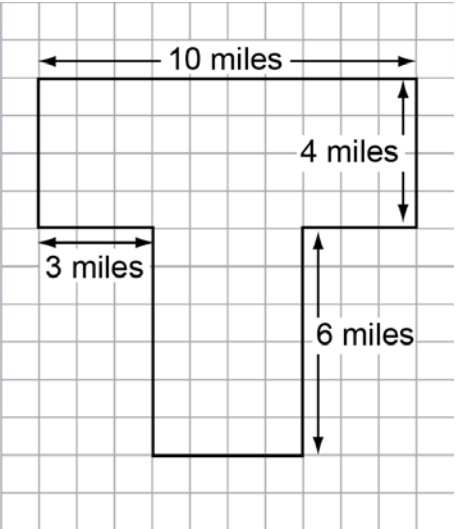
| Sample Item | Item Type | | | | | | | | | | | | |
|---|----------------------|----------------------|-----------|---|-------|---|-------|---|-----------------|---|------|---|------|
| <p data-bbox="215 233 1187 264">John surveys his classmates about their favorite foods, as shown in the bar graph.</p> <div data-bbox="215 300 685 621">  <table border="1" data-bbox="297 300 685 621"> <caption>Favorite Food Data</caption> <thead> <tr> <th>Food</th> <th>Number of Classmates</th> </tr> </thead> <tbody> <tr> <td>Hamburger</td> <td>2</td> </tr> <tr> <td>Salad</td> <td>5</td> </tr> <tr> <td>Pizza</td> <td>8</td> </tr> </tbody> </table> </div> <p data-bbox="215 659 841 690">How many more classmates prefer pizza over salad?</p> | Food | Number of Classmates | Hamburger | 2 | Salad | 5 | Pizza | 8 | Equation Editor | | | | |
| Food | Number of Classmates | | | | | | | | | | | | |
| Hamburger | 2 | | | | | | | | | | | | |
| Salad | 5 | | | | | | | | | | | | |
| Pizza | 8 | | | | | | | | | | | | |
| <p data-bbox="215 732 1130 764">John surveys his classmates about their favorite foods, as shown in the table.</p> <table border="1" data-bbox="215 800 518 1050"> <thead> <tr> <th colspan="2">Favorite Food</th> </tr> </thead> <tbody> <tr> <td>Hot Dogs</td> <td>5</td> </tr> <tr> <td>Pizza</td> <td>9</td> </tr> <tr> <td>Salad</td> <td>6</td> </tr> <tr> <td>Chicken</td> <td>3</td> </tr> <tr> <td>Fish</td> <td>8</td> </tr> </tbody> </table> <p data-bbox="215 1087 992 1119">Click on the graph to create a bar graph that represents the data.</p> <div data-bbox="215 1155 685 1476">  </div> | Favorite Food | | Hot Dogs | 5 | Pizza | 9 | Salad | 6 | Chicken | 3 | Fish | 8 | GRID |
| Favorite Food | | | | | | | | | | | | | |
| Hot Dogs | 5 | | | | | | | | | | | | |
| Pizza | 9 | | | | | | | | | | | | |
| Salad | 6 | | | | | | | | | | | | |
| Chicken | 3 | | | | | | | | | | | | |
| Fish | 8 | | | | | | | | | | | | |
| <p data-bbox="215 1535 1003 1566">See Appendix A for the Practice Test item aligned to this standard.</p> | | | | | | | | | | | | | |

| | | |
|---|--|--|
| Content Standard | <p>MAFS.3.MD Measurement and Data</p> <p>MAFS.3.MD.2 Represent and interpret data.</p> <p>MAFS.3.MD.2.4 Generate measurement data by measuring lengths using rulers marked with halves and fourths of an inch. Show the data by making a line plot, where the horizontal scale is marked off in appropriate units—whole numbers, halves, or quarters.</p> | |
| Assessment Limits | <p>Standard rulers may not be used; only special rulers that are marked off in halves or quarters are allowed. Measurements are limited to inches.</p> | |
| Calculator | No | |
| Context | Allowable | |
| Sample Item | Item Type | |
| <p>A pencil is shown.</p>  <p>What is the length of the pencil to the nearest whole inch?</p> | Equation Editor | |
| <p>A pencil is shown.</p>  <p>What is the length of the pencil to the nearest half inch?</p> | Equation Editor | |
| <p>A pencil is shown.</p>  <p>What is the length of the pencil to the nearest quarter inch?</p> | Equation Editor | |
| See Appendix A for the Practice Test item aligned to this standard. | | |

| | | |
|---|--|--|
| Content Standard | <p>MAFS.3.MD Measurement and Data</p> <p>MAFS.3.MD.3 Geometric measurement: understand concepts of area and relate area to multiplication and addition.</p> <p>MAFS.3.MD.3.5 Recognize area as an attribute of plane figures and understand concepts of area measurement.</p> <p>MAFS.3.MD.3.5a A square with side length 1 unit, called “a unit square,” is said to have “one square unit” of area, and can be used to measure area.</p> <p>MAFS.3.MD.3.5b A plane figure which can be covered without gaps or overlaps by n unit squares is said to have an area of n square units.</p> <p>Also Assesses:</p> <p>MAFS.3.MD.3.6 Measure areas by counting unit squares (square cm, square m, square in, square ft, and improvised units).</p> | |
| Assessment Limits | <p>Items may include plane figures that can be covered by unit squares. Items may not include exponential notation for unit abbreviations (e.g., “cm²”).</p> | |
| Calculator | No | |
| Context | Allowable | |
| Sample Item | Item Type | |
| <p>Alex put the tiles shown on his floor.</p>  <p>What is the area, in square feet, of Alex’s floor?</p> | Equation Editor | |


| Sample Item | Item Type |
|---|--------------------|
| <p>The area of Alex's floor is 30 square feet. Select all the floors that could be Alex's.</p> <div style="display: flex; flex-direction: column; align-items: flex-start;"> <div style="margin-bottom: 20px;">  <p><input type="checkbox"/>  1 foot 1 foot</p> </div> <div style="margin-bottom: 20px;">  <p><input type="checkbox"/>  1 foot 1 foot</p> </div> <div style="margin-bottom: 20px;">  <p><input type="checkbox"/>  1 foot 1 foot</p> </div> <div style="margin-bottom: 20px;">  <p><input type="checkbox"/>  1 foot 1 foot</p> </div> <div style="margin-bottom: 20px;">  <p><input type="checkbox"/>  1 foot 1 foot</p> </div> </div> | <p>Multiselect</p> |
| <p>See Appendix A for the Practice Test item aligned to a standard in this group.</p> | |

| | |
|-------------------|--|
| Content Standard | <p>MAFS.3.MD <i>Measurement and Data</i></p> <p>MAFS.3.MD.3 <i>Geometric measurement: understand concepts of area and relate area to multiplication and addition.</i></p> <p>MAFS.3.MD.3.7 Relate area to the operations of multiplication and addition.</p> <p>MAFS.3.MD.3.7a Find the area of a rectangle with whole-number side lengths by tiling it, and show that the area is the same as would be found by multiplying the side lengths.</p> <p>MAFS.3.MD.3.7b Multiply side lengths to find areas of rectangles with whole-number side lengths in the context of solving real world and mathematical problems, and represent whole-number products as rectangular areas in mathematical reasoning.</p> <p>MAFS.3.MD.3.7c Use tiling to show in a concrete case that the area of a rectangle with whole-number side lengths a and $b + c$ is the sum of $a \times b$ and $a \times c$. Use area models to represent the distributive property in mathematical reasoning.</p> <p>MAFS.3.MD.3.7d Recognize area as additive. Find areas of rectilinear figures by decomposing them into non-overlapping rectangles and adding the areas of the non-overlapping parts, applying this technique to solve real world problems.</p> |
| Assessment Limits | <p>Figures are limited to rectangles and shapes that can be decomposed into rectangles.</p> <p>Dimensions of figures are limited to whole numbers.</p> <p>All values in items may not exceed whole number multiplication facts of 10×10.</p> |
| Calculator | No |
| Context | Allowable |

| Sample Item | Item Type |
|--|-----------------|
| <p>A park is in the shape of the rectangle shown.</p>  <p>What is the area, in square miles, of the park?</p> | Equation Editor |
| <p>A park is shown.</p>  <p>What is the area, in square miles, of the park?</p> | Equation Editor |
| See Appendix A for the Practice Test item aligned to a standard in this group. | |

Grade 3 Mathematics Item Specifications
Florida Standards Assessments

| | | |
|---|---|-----------------|
| Content Standard | <p>MAFS.3.MD <i>Measurement and Data</i></p> <p>MAFS.3.MD.4 <i>Geometric measurement: recognize perimeter as an attribute of plane figures and distinguish between linear and area measures.</i></p> <p>MAFS.3.MD.4.8 Solve real world and mathematical problems involving perimeters of polygons, including finding the perimeter given the side lengths, finding an unknown side length, and exhibiting rectangles with the same perimeter and different areas or with the same area and different perimeters.</p> | |
| Assessment Limits | <p>For items involving area, only polygons that can be tiled with square units are allowable.</p> <p>Dimensions of figures are limited to whole numbers.</p> <p>All values in items may not exceed whole number multiplication facts of 10 x 10.</p> <p>Items are not required to have a graphic, but sufficient dimension information must be given.</p> | |
| Calculator | No | |
| Context | Required | |
| Sample Item | | Item Type |
| Ben is planning a garden. Which measurement describes the perimeter of his garden? <p>A. the length of fence he will need B. the amount of soil he will need C. the number of seeds he will buy D. the length of the garden multiplied by the width</p> | | Multiple Choice |
| Ben’s garden has a perimeter of 32 feet. Draw a rectangle that could represent the garden. | | GRID |
| Ben has a rectangular garden with side lengths of 2 feet and 5 feet. What is the perimeter, in feet, of Ben’s garden? | | Equation Editor |
| Ben wants to create a rectangular garden with an area less than 40 square feet. He has 30 feet of fencing. Draw a rectangle that could represent Ben’s garden. | | GRID |
| See Appendix A for the Practice Test item aligned to this standard. | | |

| | | |
|--|---|--|
| Content Standard | <p>MAFS.3.G Geometry</p> <p>MAFS.3.G.1 Reason with shapes and their attributes.</p> <p>MAFS.3.G.1.1 Understand that shapes in different categories (e.g., rhombuses, rectangles, and others) may share attributes (e.g., having four sides), and that the shared attributes can define a larger category (e.g., quadrilaterals). Recognize rhombuses, rectangles, and squares as examples of quadrilaterals, and draw examples of quadrilaterals that do not belong to any of these subcategories.</p> | |
| Assessment Limits | <p>Shapes may include two-dimensional shapes and the following quadrilaterals: rhombus, rectangle, square, parallelogram, and trapezoid.</p> <p>Items may reference and/or rely on the following attributes: number of sides, number of angles, whether the shape has a right angle, whether the sides are the same length, and whether the sides are straight lines.</p> <p>Items may not use the terms “parallel” or “perpendicular.”</p> <p>Items that include trapezoids must consider both the inclusive and exclusive definitions.</p> <p>Items may not use the term "kite" but may include the figure.</p> | |
| Calculator | No | |
| Context | No context | |
| Sample Item | Item Types | |
| <p>A square and a trapezoid are shown below.</p>  <p>Which attributes do these shapes always have in common?</p> <ul style="list-style-type: none"> <input type="checkbox"/> number of sides <input type="checkbox"/> side lengths <input type="checkbox"/> angle measures <input type="checkbox"/> right angles <input type="checkbox"/> number of angles | Multiselect | |
| <p>Select the shapes that are always quadrilaterals and not rectangles.</p> <ul style="list-style-type: none"> <input type="checkbox"/> rhombus <input type="checkbox"/> parallelogram <input type="checkbox"/> triangle <input type="checkbox"/> trapezoid <input type="checkbox"/> square | Multiselect | |

Grade 3 Mathematics Item Specifications
Florida Standards Assessments

| Sample Item | Item Type |
|--|-----------------|
| Draw a quadrilateral that is not a rectangle. | GRID |
| What is the name of a shape that is a quadrilateral but not a rectangle? A. hexagon B. parallelogram C. square D. triangle | Multiple Choice |
| See Appendix A for the Practice Test item aligned to this standard. | |

Appendix A

The chart below contains information about the standard alignment for the items in the Grade 3 Mathematics FSA Computer-Based Practice Test at <http://fsassessments.org/students-and-families/practice-tests/>.

| Content Standard | Item Type | Computer-Based Practice Test Item Number |
|------------------|-----------------|--|
| MAFS.3.OA.1.1 | Table Item | 10 |
| MAFS.3.OA.1.2 | Multiselect | 4 |
| MAFS.3.OA.1.3 | Equation Editor | 17 |
| MAFS.3.OA.1.4 | Multiple Choice | 1 |
| MAFS.3.OA.2.5 | Multiple Choice | 23 |
| MAFS.3.OA.2.6 | GRID | 14 |
| MAFS.3.OA.3.7 | Table Item | 6 |
| MAFS.3.OA.4.8 | Multiple Choice | 21 |
| MAFS.3.OA.4.9 | Multiple Choice | 12 |
| MAFS.3.NBT.1.1 | Matching Item | 2 |
| MAFS.3.NBT.1.2 | Multiselect | 15 |
| MAFS.3.NBT.1.3 | Equation Editor | 22 |
| MAFS.3.NF.1.1 | GRID | 19 |
| MAFS.3.NF.1.2b | GRID | 5 |
| MAFS.3.NF.1.3c | Multiselect | 9 |
| MAFS.3.MD.1.1 | Multiple Choice | 13 |
| MAFS.3.MD.1.2 | Equation Editor | 3 |
| MAFS.3.MD.2.3 | GRID | 11 |
| MAFS.3.MD.2.4 | GRID | 16 |
| MAFS.3.MD.3.6 | Multiple Choice | 20 |
| MAFS.3.MD.3.7d | Equation Editor | 8 |
| MAFS.3.MD.4.8 | GRID | 18 |
| MAFS.3.G.1.1 | Open Response | 7 |

Appendix B: Revisions

| Page(s) | Revision | Date |
|---------|---|---------------|
| 13 | Sample items revised. | May 2016 |
| 14-15 | Assessment limits revised. | May 2016 |
| 16 | Sample item revised. | May 2016 |
| 17 | Sample items revised. | May 2016 |
| 23-25 | Assessment limits revised. | May 2016 |
| 26-27 | Assessment limits revised. | May 2016 |
| 28-30 | Assessment limits and sample items revised. | May 2016 |
| 31 | Sample items revised. | May 2016 |
| 32-33 | Assessment limits and sample items revised. | May 2016 |
| 34-35 | Assessment limits revised. | May 2016 |
| 39-40 | Sample items revised. | May 2016 |
| 41 | Assessment limits revised. | May 2016 |
| 42-43 | Assessment limits and sample items revised. | May 2016 |
| 44 | Appendix A added to show Practice Test information. | May 2016 |
| 3 | Technology-enhanced item descriptions revised. | November 2017 |
| 5 | Mathematical practices description revised. | November 2017 |
| 9 | References to Algebra 2 deleted. | November 2017 |
| 10-43 | Item types removed from standards. Refer to the Technology-Enhanced Item Types – Mathematics section on pages 3 and 4 for descriptions. | November 2017 |