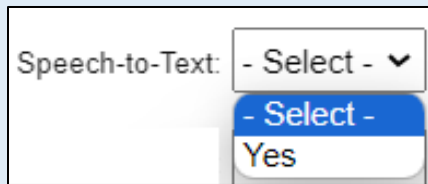


Speech-to-Text

For students taking a computer-based grades 4–10 B.E.S.T. Writing or FSA ELA Writing Retake through the Test Delivery System (TDS), an integrated speech-to-text (STT) tool is available. Students must have the accommodation set in the Test Information Distribution Engine (TIDE) and sign in using a test ticket and a session ID. STT can be used to record a student's dictation in the response area as well as in the notepad tool. A student using STT must be tested in a separate setting so that other students are not disturbed and that the student's spoken answers are not heard by other students. It is strongly recommended that students take an accommodated practice/sample test ahead of time to become familiar with the STT functionality.

STT Field in TIDE



The STT accommodation must be marked in TIDE before the student begins a test. If it is not marked, he or she will not receive the necessary recording device check and STT will not be enabled for the student's test.

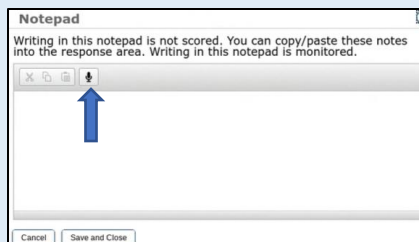
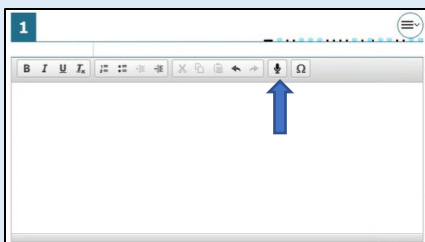
Recording Device Check



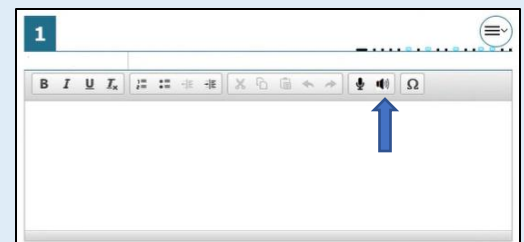
Students with STT turned on will receive a recording device microphone/sound check before starting the test.

Before beginning a test, ensure that students have a microphone and received the recording device check. If using an external microphone, it must be plugged in before logging in.

- **STT does not start recording automatically.** To begin recording a response, students must click the microphone icon.
- After speaking, students will see their spoken text appear in the response area or notepad. It is the student's responsibility to go back and edit his or her response and make sure that there were no mispronunciations.
- A student using the STT accommodation may also have Text-to-Speech (TTS) on Writing Response enabled, if turned on in TIDE. If TTS on Writing Response is enabled, the student will have the opportunity to listen to his or her response by clicking the speaker icon.
- Students with TTS on Writing Response will also receive the TTS sound check, along with the recording device check, prior to starting their test.



Begin STT by clicking the microphone icon in either the response area or notepad tool.



If TTS on Writing Response is also turned on, students can click the speaker icon to listen to their response.