

Guide to Gridding and Bubbling Responses

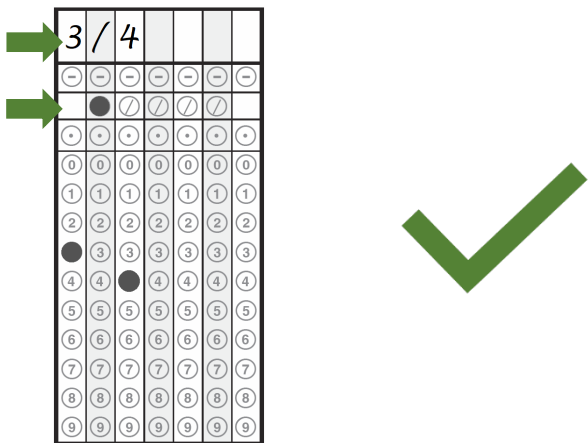
For All Assessments:

Fill in the bubble completely:



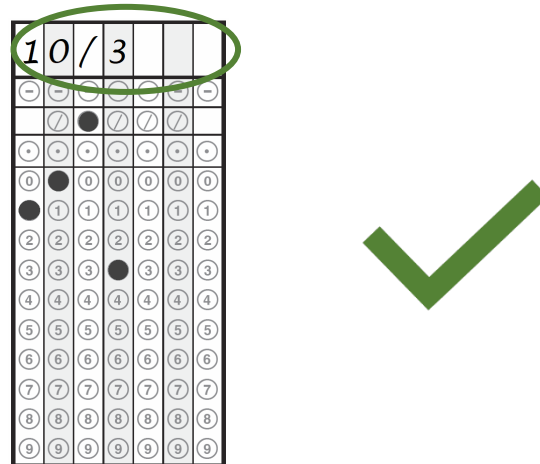
For Mathematics:

First, write the number clearly, and then fill in the bubbles underneath. Always fill in the bubbles underneath, and be sure to check you have bubbled the correct numbers or symbols.



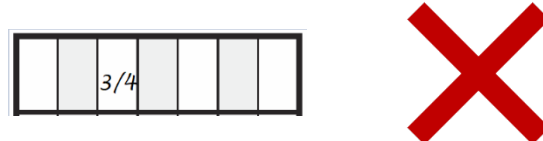
Remember to always represent fractions greater than 1 in the form a/b (not mixed numbers):

$$3 \frac{1}{3} = \frac{10}{3}$$



NOTE: This example uses the 6th grade grid.

Write only one digit or symbol per box:



Fill in only one bubble per column, and make sure the bubbles match what is written in the boxes:

| | | | | | | |
|----------------------------------|----------------------------------|----------------------------------|-----------------------|-----------------------|-----------------------|-----------------------|
| 3 | / | 4 | | | | |
| <input type="radio"/> | <input checked="" type="radio"/> | <input type="radio"/> | <input type="radio"/> | <input type="radio"/> | <input type="radio"/> | <input type="radio"/> |
| 0 | 0 | 0 | 0 | 0 | 0 | 0 |
| 1 | 1 | 1 | 1 | 1 | 1 | 1 |
| 2 | 2 | 2 | 2 | 2 | 2 | 2 |
| <input checked="" type="radio"/> | 3 | 3 | 3 | 3 | 3 | 3 |
| 4 | 4 | <input checked="" type="radio"/> | 4 | 4 | 4 | 4 |
| 5 | 5 | 5 | 5 | 5 | 5 | 5 |
| 6 | 6 | 6 | 6 | 6 | 6 | 6 |
| 7 | 7 | 7 | 7 | 7 | 7 | 7 |
| 8 | 8 | 8 | 8 | 8 | 8 | 8 |
| 9 | 9 | 9 | 9 | 9 | 9 | 9 |



| | | | | | | |
|----------------------------------|-----------------------|----------------------------------|-----------------------|-----------------------|-----------------------|-----------------------|
| 3 | / | 4 | | | | |
| <input checked="" type="radio"/> | <input type="radio"/> | <input type="radio"/> | <input type="radio"/> | <input type="radio"/> | <input type="radio"/> | <input type="radio"/> |
| 0 | 0 | 0 | 0 | 0 | 0 | 0 |
| 1 | 1 | 1 | 1 | 1 | 1 | 1 |
| 2 | 2 | 2 | 2 | 2 | 2 | 2 |
| <input checked="" type="radio"/> | 3 | 3 | 3 | 3 | 3 | 3 |
| 4 | 4 | <input checked="" type="radio"/> | 4 | 4 | 4 | 4 |
| 5 | 5 | 5 | 5 | 5 | 5 | 5 |
| 6 | 6 | 6 | 6 | 6 | 6 | 6 |
| 7 | 7 | 7 | 7 | 7 | 7 | 7 |
| 8 | 8 | 8 | 8 | 8 | 8 | 8 |
| 9 | 9 | 9 | 9 | 9 | 9 | 9 |



| | | | | | | |
|----------------------------------|----------------------------------|----------------------------------|-----------------------|-----------------------|-----------------------|-----------------------|
| 3 | / | 4 | | | | |
| <input checked="" type="radio"/> | <input checked="" type="radio"/> | <input checked="" type="radio"/> | <input type="radio"/> | <input type="radio"/> | <input type="radio"/> | <input type="radio"/> |
| 0 | 0 | 0 | 0 | 0 | 0 | 0 |
| 1 | 1 | 1 | 1 | 1 | 1 | 1 |
| 2 | 2 | 2 | 2 | 2 | 2 | 2 |
| 3 | 3 | 3 | 3 | 3 | 3 | 3 |
| 4 | 4 | 4 | 4 | 4 | 4 | 4 |
| 5 | 5 | 5 | 5 | 5 | 5 | 5 |
| 6 | 6 | 6 | 6 | 6 | 6 | 6 |
| 7 | 7 | 7 | 7 | 7 | 7 | 7 |
| 8 | 8 | 8 | 8 | 8 | 8 | 8 |
| 9 | 9 | 9 | 9 | 9 | 9 | 9 |



NOTE: This example uses the 3rd grade grid.

Use only the symbols present in the boxes:

| | | | | | |
|----------------------------------|----------------------------------|----------------------------------|-----------------------|-----------------------|-----------------------|
| - | / | . | | | |
| <input checked="" type="radio"/> | <input type="radio"/> | <input type="radio"/> | <input type="radio"/> | <input type="radio"/> | <input type="radio"/> |
| <input type="radio"/> | <input checked="" type="radio"/> | <input type="radio"/> | <input type="radio"/> | <input type="radio"/> | <input type="radio"/> |
| <input type="radio"/> | <input type="radio"/> | <input checked="" type="radio"/> | <input type="radio"/> | <input type="radio"/> | <input type="radio"/> |



| | | | | | |
|-----------------------|-----------------------|-----------------------|-----------------------|-----------------------|-----------------------|
| + | = | (| | | |
| <input type="radio"/> | <input type="radio"/> | <input type="radio"/> | <input type="radio"/> | <input type="radio"/> | <input type="radio"/> |
| <input type="radio"/> | <input type="radio"/> | <input type="radio"/> | <input type="radio"/> | <input type="radio"/> | <input type="radio"/> |
| <input type="radio"/> | <input type="radio"/> | <input type="radio"/> | <input type="radio"/> | <input type="radio"/> | <input type="radio"/> |



NOTE: This example uses the 6th grade grid.

Use only the space provided:

| | | | | | | |
|----------------------------------|----------------------------------|----------------------------------|----------------------------------|----------------------------------|----------------------------------|----------------------------------|
| 2 | 3 | 5 | 4 | . | 3 | 6 |
| <input type="radio"/> | <input type="radio"/> | <input type="radio"/> | <input type="radio"/> | <input type="radio"/> | <input type="radio"/> | <input type="radio"/> |
| <input type="radio"/> | <input type="radio"/> | <input type="radio"/> | <input type="radio"/> | <input checked="" type="radio"/> | <input type="radio"/> | <input type="radio"/> |
| 0 | 0 | 0 | 0 | 0 | 0 | 0 |
| 1 | 1 | 1 | 1 | 1 | 1 | 1 |
| <input checked="" type="radio"/> | 2 | 2 | 2 | 2 | 2 | 2 |
| 3 | <input checked="" type="radio"/> | 3 | 3 | 3 | <input checked="" type="radio"/> | 3 |
| 4 | 4 | 4 | <input checked="" type="radio"/> | 4 | 4 | 4 |
| 5 | 5 | <input checked="" type="radio"/> | 5 | 5 | 5 | 5 |
| 6 | 6 | 6 | 6 | 6 | 6 | <input checked="" type="radio"/> |
| 7 | 7 | 7 | 7 | 7 | 7 | 7 |
| 8 | 8 | 8 | 8 | 8 | 8 | 8 |
| 9 | 9 | 9 | 9 | 9 | 9 | 9 |



| | | | | | | | |
|-----------------------|-----------------------|----------------------------------|----------------------------------|----------------------------------|-----------------------|-----------------------|----------------------------------|
| | | 2 | 3 | 5 | 4 | . | 36 |
| <input type="radio"/> | <input type="radio"/> | <input type="radio"/> | <input type="radio"/> | <input type="radio"/> | <input type="radio"/> | <input type="radio"/> | <input checked="" type="radio"/> |
| <input type="radio"/> | <input type="radio"/> | <input type="radio"/> | <input type="radio"/> | <input type="radio"/> | <input type="radio"/> | <input type="radio"/> | <input type="radio"/> |
| 0 | 0 | 0 | 0 | 0 | 0 | 0 | 0 |
| 1 | 1 | 1 | 1 | 1 | 1 | 1 | 1 |
| 2 | 2 | <input checked="" type="radio"/> | 2 | 2 | 2 | 2 | 2 |
| 3 | 3 | 3 | <input checked="" type="radio"/> | 3 | 3 | 3 | 3 |
| 4 | 4 | 4 | 4 | <input checked="" type="radio"/> | 4 | 4 | 4 |
| 5 | 5 | 5 | 5 | <input checked="" type="radio"/> | 5 | 5 | 5 |
| 6 | 6 | 6 | 6 | 6 | 6 | 6 | 6 |
| 7 | 7 | 7 | 7 | 7 | 7 | 7 | 7 |
| 8 | 8 | 8 | 8 | 8 | 8 | 8 | 8 |
| 9 | 9 | 9 | 9 | 9 | 9 | 9 | 9 |



NOTE: This example uses the 4th and 5th grade grid.